

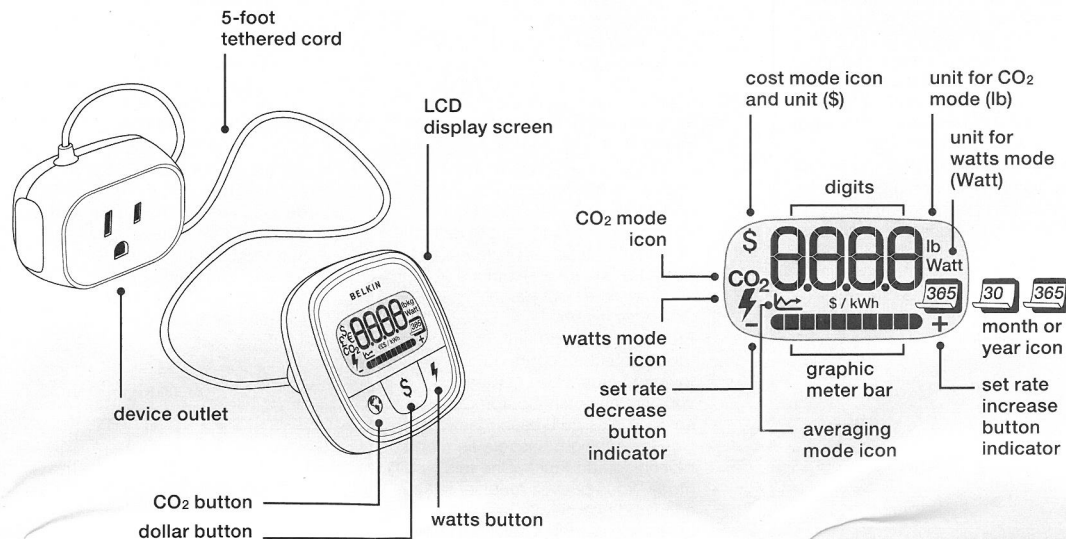
Find out how much energy your devices really use—including watts, the cost of operation, and the amount of carbon dioxide (CO₂) produced in generating the electricity consumed. See at a glance the true impact to your wallet—and the environment.

For more information and to learn about other Belkin Conserve energy management products, please go to

belkin.com/conserv

Package Contents

- Conserve Insight Energy Use Monitor (includes standard 3-pin wall outlet connector and attached digital display screen)
- User Guide and Warranty Information



3 Set CO₂ Conversion Factor Mode (Continued)

- Press the Dollar button twice to exit "CO₂ Conversion Factor Mode." If no buttons are pressed for 5 seconds, the display will automatically exit "CO₂ Conversion Factor Mode."



PRODUCT FEATURES

- LCD display screen
- 3-button control
 - CO₂ Button: Environmental Impact (CO₂ emitted to generate power to run your device)
 - Dollar Button: Cost Impact (Dollar amount your device uses)
 - Watts Button: Energy Consumption (Watts used by your device)
- 5-foot tethered cord between outlet and display unit
 - Easier viewing of the display unit. Allows display unit to be placed on a countertop.
- Standard 3-pin outlet in front of unit and molded into rear of device
 - When plugged into the top outlet of a standard power outlet, the Conserve Insight will not obstruct the use of the lower outlet when connecting other appliances and devices.
- Curved sides to allow easy removal of your Conserve Insight from a power outlet
- Easy-to-understand graphic icons

TROUBLESHOOTING

When I plug different devices into my Conserve Insight, after some time, the values on the screen don't change as much and there is a strange icon above the meter bar.

If you leave your Conserve Insight plugged into a wall outlet for more than 45 minutes, it swaps into an averaging mode. This mode is very helpful for getting more accurate estimates of the true cost of the connected device, but if you are just testing lots of different devices and their various operating modes, then the instantaneous mode is most helpful. To revert back to instantaneous mode, unplug the Conserve Insight from the wall outlet and plug it back in again. You will be in instantaneous mode for another 45 minutes.

NOTE: If you want the display to remain in instantaneous mode, you can do this by holding down the CO₂ and Watts buttons simultaneously for 3 seconds. When you see the averaging icon flash, it means you have disabled the averaging function. A description of the different operating modes can be found in the Product Features section of this user guide.

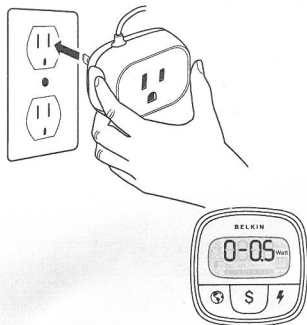
- Displays data in both monthly and yearly predictions
- Power consumption flow graphic monitor
- Instantaneous and Averaging modes of usage calculation
 - Instantaneous Mode: Values are calculated using the power being consumed at that very moment. Good for showing cost and environmental impact of the connected device in various operating modes.
 - Averaging Mode: Values are calculated from an average of power consumed over the whole time the unit has been plugged in. This mode allows for better understanding of how connected devices affect your monthly bill and their true environmental impact.

Sometimes when I plug devices into Conserve Insight, the screen shows "0-0.5 Watt" and I don't know what it means.

Your Conserve Insight uses sensitive electronics to measure the amount of power flowing to your connected device. When the connected device is consuming a very small amount of electricity, it becomes very difficult to distinguish between the power being consumed and the electrical noise found at all power outlets. To ensure accurate readings, the Conserve Insight stops showing values below 0.5 watts and displays the "0-0.5 Watt" screen.

1 Plug in the Conserve Insight

The Conserve Insight screen will show 0-0.5W until you plug a device in. If your plugged-in device power consumption is below 0.5 watts, the 0-0.5W screen will continue to appear.



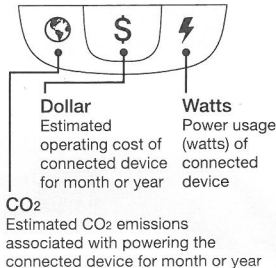
2 Plug any household device into the Conserve Insight

The screen will automatically display how many dollars per year your device costs in its current operating mode. (You do not need to press anything on your Conserve Insight to view this screen.)



3 Conserve Insight buttons

With your device plugged into the Conserve Insight, press one of the corresponding buttons to enter into the desired mode. Pressing the CO₂ or Dollar button more than once will switch between monthly and yearly readings, which are illustrated by the calendar icon in the bottom right corner of the display (30 for a month and 365 for a year).



Specifications

5 ft. cord connecting display and socket
 Electrical Rating: 120V~/15A/60Hz/1800W
 Maximum Watts Displayed: 1800
 Maximum Dollars Displayed: 9999

Safety Information

Important: Use indoors in a dry location.

NOTE: This equipment has been tested and found to comply with the limits for a Class B digital device, pursuant to part 15 of the FCC Rules. These limits are designed to provide reasonable protection against harmful interference in a residential installation. This equipment generates, uses, and can radiate radio frequency energy and, if not installed and used in accordance with the instructions, may cause harmful interference to radio communications. However, there is no guarantee that interference will not occur in a particular installation. If this equipment does cause harmful interference to radio or television reception, which can be determined by turning the equipment off and on, the user is encouraged to try to correct the interference by one of the following measures:

- Reorient or relocate the receiving antenna.
- Increase the separation between the equipment and receiver.
- Connect the equipment into an outlet on a circuit different from that to which the receiver is connected.
- Consult the dealer or an experienced radio/TV technician for help.

Belkin International, Inc., is not responsible for any interference caused by unauthorized modifications to this equipment. Such modifications could void the user's authority to operate this equipment.

Limited One (1) Year Warranty

What this warranty covers.

Belkin International, Inc., warrants to the original purchaser of this Belkin Conserve Insight, that the Conserve Insight shall be free of defects in design, assembly, material, or workmanship.

What the period of coverage is.

Belkin International, Inc., warrants the Belkin Conserve Insight for one (1) year from the original date of purchase.

What will we do to correct problems?

Conserve Insight Warranty. Belkin will repair or replace, at its option, any defective Conserve Insight free of charge (except for shipping charges for the Conserve Insight). Belkin reserves the right to discontinue any of its products without notice, and disclaims any limited warranty to repair or replace any such discontinued products. In the event that Belkin is unable to repair or replace the Conserve Insight (for example, because it has been discontinued), Belkin will offer either a refund or a credit toward the purchase of another product from Belkin.com in an amount equal to the purchase price of the Conserve Insight as evidenced on the original purchase receipt and as discounted by its natural use.

What is not covered by this warranty?

All above warranties are null and void if the Belkin Conserve Insight is not provided to Belkin International, Inc., for inspection upon Belkin's request at the sole expense of the purchaser, or if Belkin International, Inc., determines that the Belkin Conserve Insight has been improperly installed, altered in any way, or tampered with. The Belkin Conserve Insight Warranty does not protect against acts of God (including but not limited to flood, earthquake, war, and vandalism), theft, normal-use wear and tear, erosion, depletion, obsolescence, abuse, or alteration.

How to get service.

To get service for your Belkin Conserve Insight, you must take the following steps:

1. Contact Belkin International, Inc., at 12045 E. Waterfront Drive, Playa Vista, CA 90094, Attn: Customer Service, or call (800)-223-5546. Be prepared to provide the following information:
 - a. The part number of the Belkin Conserve Insight.
 - b. Where you purchased the Conserve Insight.
 - c. When you purchased the Conserve Insight.
 - d. Copy of original receipt.
2. Your Belkin Customer Service Representative will then instruct you on how to forward your receipt and Belkin Conserve Insight and how to proceed with your claim.

Belkin International, Inc., reserves the right to review the damaged Belkin Conserve Insight. All costs of shipping the Belkin Conserve Insight to Belkin International, Inc., for inspection shall be borne solely by the purchaser. If Belkin determines, in its sole discretion, that it is impractical to ship the damaged equipment to Belkin International, Inc., Belkin may designate, in its sole discretion, an equipment repair facility to inspect and estimate the cost to repair such equipment. The cost, if any, of shipping the equipment to and from such repair facility and of such estimate shall be borne solely by the purchaser. Damaged products must remain available for inspection until the claim is finalized. Wherever claims are settled, Belkin International, Inc., reserves the right to be subrogated under any existing insurance policies the purchaser may have.

1 Energy Bar Monitor

The energy bar (located at the center-bottom of the display) tracks the amount of power being used by your connected device. At initial start-up of your Conserve Insight, the energy use is represented by one animated moving bar. After 45 minutes of use, your Conserve Insight will switch to a "Averaging Mode" and the energy use will be represented by three moving bars.



Averaging Mode: Your Conserve Insight switches to this mode after 45 minutes of use. Once in this mode, your Conserve Insight can more accurately calculate the cost of your attached device based on your actual usage. The Conserve Insight takes continuous readings of your device usage throughout the day, both while your device is on and off. The readout will display power costs and environmental impact, averaged over time, based on your usage.

How state law relates to the warranty.

This warranty contains the sole warranty of Belkin International, Inc., there are no other warranties, expressed or, except as required by law, implied, including the implied warranty or condition of quality, merchantability or fitness for a particular purpose, and such implied warranties, if any, are limited in duration to the term of this warranty. Some states do not allow limitations on how long an implied warranty lasts, so the above limitations may not apply to you.

In no event shall Belkin International, Inc., be liable for incidental, special, direct, indirect, consequential, or multiple damages such as, but not limited to, lost business or profits arising out of the sale or use of any Belkin Conserve Insight, even if advised of the possibility of such damages. This warranty gives you specific legal rights, and you may also have other rights, which may vary from state to state. Some states do not allow the exclusion or limitation of incidental, consequential, or other damages, so the above limitations may not apply to you.

2 Set Rate Mode

Your Conserve Insight is programmed with a preset rate for the cost of electricity based on the average for your geographic region, but it may not match exactly to the rate you are charged by your specific utility company. In order to get a more accurate cost, you can enter your specific rate by looking up the kWh rate shown on your electricity bill and then adjusting the Energy Unit Cost per kWh on the Conserve Insight.

- Programming Set Rate Mode: Any time during operation, if the Dollar button is held down for longer than 3 seconds, your Conserve Insight will go into "Set Rate Mode." Once in this mode you can adjust the Energy Unit Cost per kWh to match that of your electricity bill.
- In "Set Rate Mode," press the Watts button to increase your Energy Unit Cost per kWh and the CO₂ button to decrease this cost.

Holding down the Dollar button for longer than 3 seconds will reset the Energy Unit Cost back to the factory default.

- To exit "Set Rate Mode," press the Dollar button. If no buttons are pressed for 5 seconds, the display will automatically exit "Set Rate Mode."



Company Information
Belkin Tech Support

U.S.
<http://www.belkin.com/support>

For more information and to learn about other Belkin Conserve energy management products, please go to [belkin.com/consERVE](http://www.belkin.com/consERVE)

8820fc00457 Rev. B00
F7C005fc

Category II -- Energy-consuming equipment to be supplied from the fixed installation.



3 Set CO₂ Conversion Factor Mode

Residential electricity comes from several different sources, many of which generate power by burning fossil fuels that emit CO₂ into the atmosphere. Your Conserve Insight monitor comes with a preset CO₂ conversion factor based on averages for your geographic region. In order to get a more accurate reading for your area, you can enter the CO₂ conversion factor using data from your electricity utility company or the International Energy Agency (IEA). This will give a more accurate calculation for how much CO₂ emissions are associated with powering any connected device.

- Programming the CO₂ Conversion Factor: Any time during operation, if the CO₂ button is held down for longer than 3 seconds, your Conserve Insight monitor will go into "CO₂ Conversion Factor Mode." Once in this mode, you can adjust the CO₂ conversion factor.

Enter your CO₂ conversion factor in either pounds (lbs) CO₂ per kilowatt hour, or kilograms (kg) CO₂ per kilowatt, depending on the unit shown on the display.

- Change the value used for the CO₂ conversion factor when you are in "CO₂ Conversion Factor Mode" by pressing the Watts button to increase the value and the CO₂ button to decrease the value. Holding down the Dollar button for longer than 3 seconds will reset the CO₂ conversion factor to the factory default.
- Change the weight unit by pressing the Dollar button in "CO₂ Conversion Factor Mode." The weight unit used to display CO₂ will flash. By pressing the Watts button or CO₂ button you can change the weight unit.

USE ENERGY WISELY

Using electricity or driving a car does have an effect on the environment, but by using energy wisely we can prevent waste and reduce carbon dioxide (CO₂) emissions.

CO₂ is a greenhouse gas that accumulates in the Earth's atmosphere, trapping heat from the sun and keeping the planet warm. CO₂ comes, in part, from the burning of fossil fuels, such as coal and gasoline, to generate electricity for use in our homes and to power our cars.

The amount of CO₂ in our atmosphere has increased over the past century, and the majority of scientists questioned in a recent international study agree that global temperatures have risen dramatically compared with levels from the 1800s, with human activity being a significant contributing factor. According to the International Energy Agency, a warmer Earth may lead to changes in rainfall patterns, a rise in sea level, and a wide range of impacts on plants, wildlife, and humans.

A good way to visualize CO₂ is to imagine that 1 pound of CO₂ would fill up 710 soda cans (12oz), or a box 2-feet high, 2-feet wide, and 2-feet deep.

Belkin Conserve products can help you do your part to use energy wisely.

Use Less, Save More, Feel Good.



Conserve Insight™

Energy Use Monitor

Moniteur de consommation d'énergie

User Guide

Guide d'utilisation

Facts gathered from a study conducted by the University of Illinois, the International Energy Agency, and the U.S. Environmental Protection Agency.